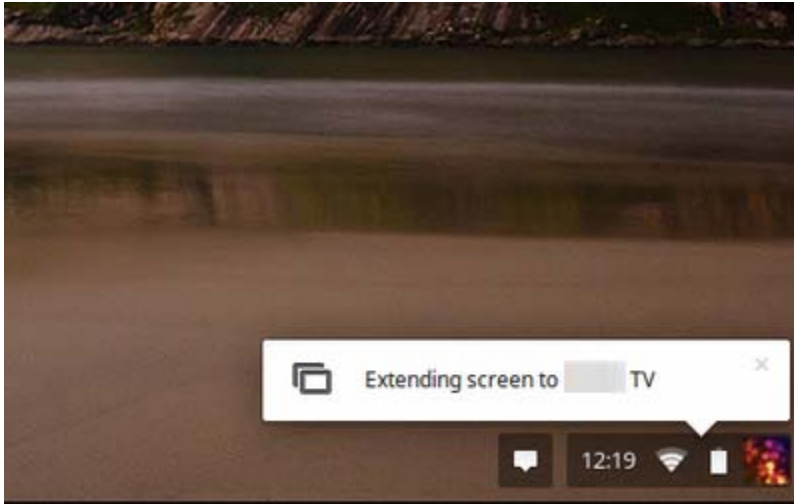
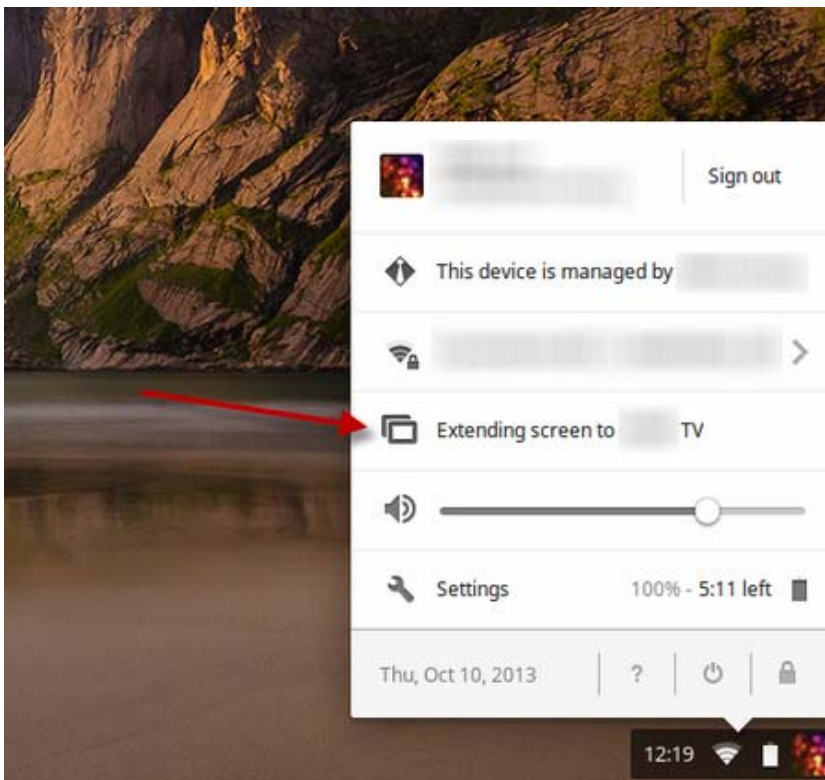


Connecting a Chromebook to a Projector or TV

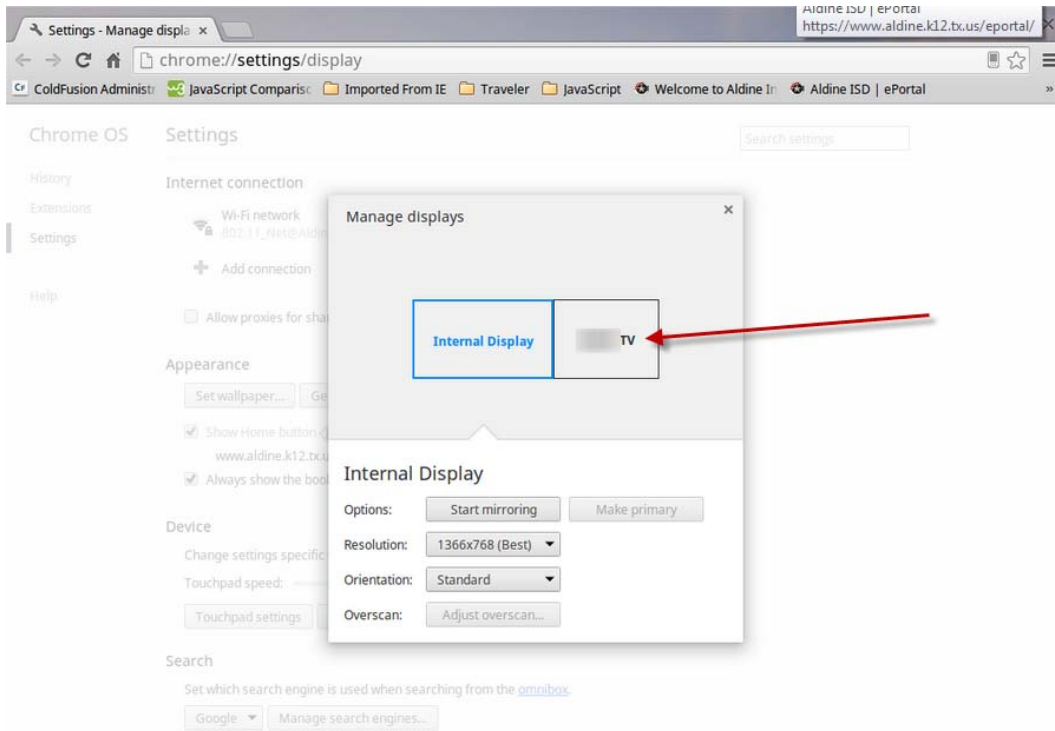
1. Connect your Chromebook to device via the VGA or HDMI ports.



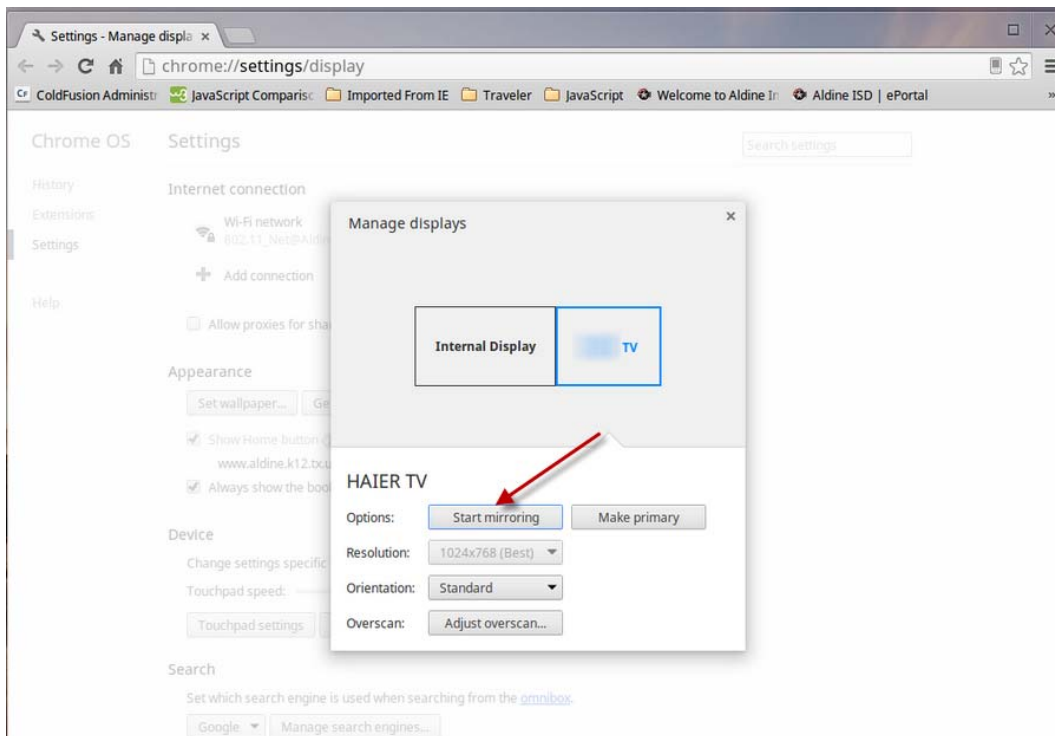
2. Click the bottom right hand corner if the screen and choose "Extending screen to *your device name.*"



3. In **Manage Displays**, click the external display.



4. Then click Start Mirroring.



5. Your external device screen should now be mirrored to your Chromebook.

The screenshot shows a web browser window displaying the Aldine Independent School District website. The browser's address bar shows the URL www.aldine.k12.tx.us. The website header includes the district logo, the name "Aldine Independent School District", the slogan "Producing the Nation's Best", and a search bar. A navigation menu contains links for Home, About Aldine, Schools, Departments, News, and Contact Us. On the left side, there is a vertical menu with links for Students, Parents, Employees, Prospective Employees, Volunteers, Vendors, and NCPA. Below this menu is an "Events" section with a calendar icon showing the date 15. The main content area features a large banner image of a woman in front of lockers, with a text overlay that reads "H-E-B 2008 Excellence in Education award Recipient". Below the banner is a news article titled "MacArthur High tennis team playoff bound", published about 1 day ago. The article includes a group photo of the tennis team and a "READ MORE" link. On the right side, there are two additional promotional boxes: one for "Read about our" with links to Vision, Mission, and Core Beliefs and Commitments, and another for "School Board and the community". At the bottom right, there is a "TAXES" section with the text "See and Pay Taxes Online".